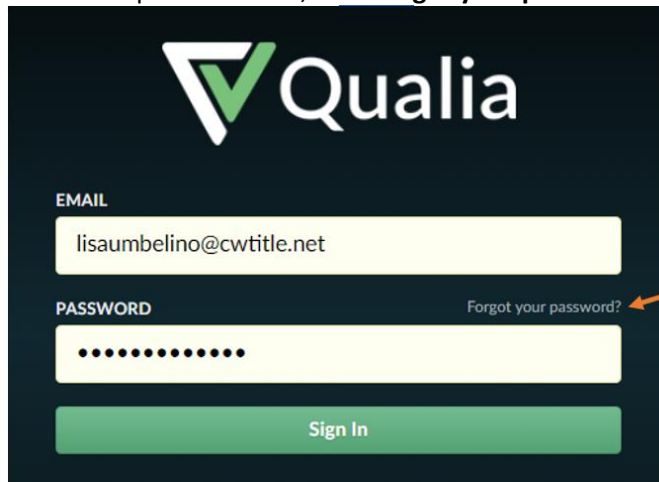


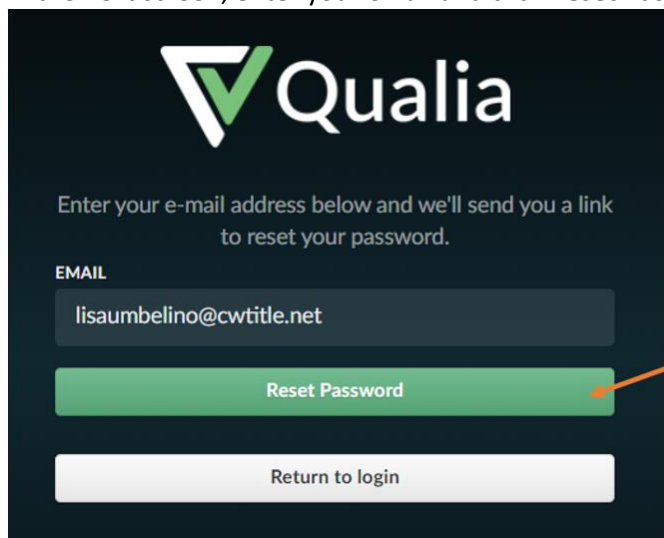
Reset Your Password

1. Click this link: <https://connect.qualia.com/signin>.
2. Above the password box, click **Forgot your password**.



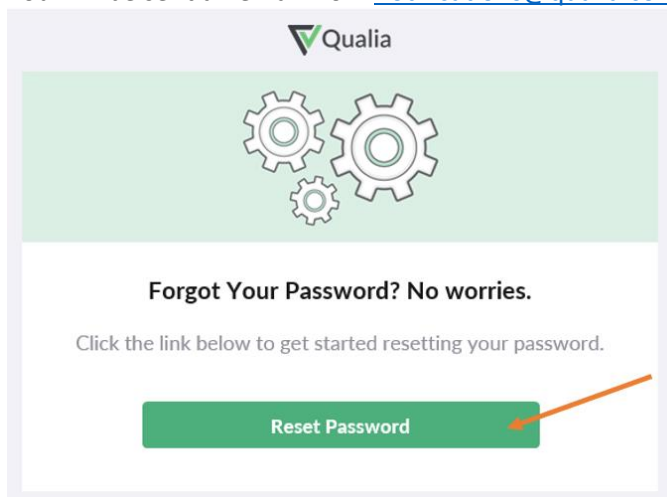
The image shows the Qualia login page. At the top is the Qualia logo. Below it is an 'EMAIL' input field containing 'lisaumbelino@cwtitle.net'. Underneath is a 'PASSWORD' input field with masked characters. To the right of the password field is a link that says 'Forgot your password?'. Below the password field is a green 'Sign In' button. An orange arrow points to the 'Forgot your password?' link.

3. In the next screen, enter your email and click **Reset Password**.



The image shows the Qualia password reset screen. It features the Qualia logo at the top. Below the logo is the text 'Enter your e-mail address below and we'll send you a link to reset your password.' followed by an 'EMAIL' input field containing 'lisaumbelino@cwtitle.net'. Below the email field are two buttons: a green 'Reset Password' button and a white 'Return to login' button. An orange arrow points to the 'Reset Password' button.

4. You will be sent an email from notifications@qualia.com. Click the green **Reset Password** button.



The image shows the content of an email received from Qualia. At the top is the Qualia logo. Below it is a green header with three interlocking gears. The main body of the email has the text 'Forgot Your Password? No worries.' followed by 'Click the link below to get started resetting your password.' At the bottom is a green button labeled 'Reset Password'. An orange arrow points to the 'Reset Password' button.

5. Enter a new password and click **Reset Password**.